

## **STUDENT SATISFACTION SURVEY**

*The college is conducting student satisfaction survey to assess itself on Teaching-Learning and Evaluation quality. The college thinks it a better opportunity to give the best to the students on the basis of this survey. Students are requested to participate in the survey with fair opinion. The identity of the student will not be revealed.*

*Instruction to participants:-*

- 1. Attempt all the questions*
- 2. Responses should be*
  - a. Honest*
  - b. Real*
  - c. Unbiased*
  - d. Impersonal*
  - e. Unabusive*
  - f. Restricted to teaching-Learning*

1. The degree programme the student is pursuing in 2020-21

1. Arts
2. Science
3. Commerce
4. Management
5. Computer Application

2. The Percentage of Syllabus covered

- |    |           |
|----|-----------|
| 4- | 85-100%   |
| 3- | 70-84%    |
| 2- | 55-69%    |
| 1- | 30-54%    |
| 0- | Below 30% |

3. Preparation to the class by your teacher

- |    |                |
|----|----------------|
| 4- | Extremely good |
| 3- | Good           |
| 2- | Average        |
| 2- | Poor           |
| 1- | No preparation |

4. Communication quality of teachers

- 4-Excellent
- 3-very good
- 2-Good
- 1-Fair
- 0-Poor

5. Teaching quality in the College

- 4-Excellent
- 3-very good
- 2-Good
- 1-Fair
- 0-Poor

6. Internal evaluation process by the teachers

- 4-Impartial
- 3-Fair
- 2-Sometimes questionable
- 1-Always questionable
- 0-Unfair

7. Were the assignments evaluated and discussed for improvements

- 4-Always
- 3-Majority of times
- 2-Occasionally
- 1-Rarely
- 1-Never

8. Teaching and Mentoring process in the college for overall growth

- 4-Significant
- 3-Very good
- 2-Moderate
- 1-Marginal
- 0-Not effective

9. College provide opportunities for multiple learning and growth

- 4-Strongly agree
- 3-Agree
- 2-Neutral
- 1-Disagree
- 0-Strongly disagree

10. Information about the course outcome and programme outcome

- 4-Excellent
- 3-Good
- 2-Satisfactory
- 1-Average
- 0-Poor

11. Mentors necessary follow-up work with assigned task

- 4-Always
- 3-Usually
- 2-Occasionally
- 1-Rarely
- 0-Not at all

12. Conceptual and Implicational teaching by teachers

- 4-Always
- 3-Fairly some times
- 2-Once in a while
- 1-Just explanation
- 0-Not at all

13. Teachers encouragements towards Strength and Challenges

- 4-Excellent
- 3-Reasonable
- 2-Partial
- 1-Feeble
- 0-No encouragement

14. Identification of weakness and remedies suggested to overcome

- 4-Always
- 3-Reasonable
- 2-Occasional
- 1-Rarely
- 0-Never

15. The institution effort to involve students in quality and evaluation of learning process

- 4-Strong
- 3-Agreeable
- 2-Average
- 1-Not satisfactory
- 0-Disagree


16. Teaching quality of the institution is comprehensively student centric-experiential-participative and solution oriented
  - 4-Wide
  - 3-Moderate
  - 2-Normal
  - 1-Average
  - 0-Disagreeable
  
17. Encouragement to extracurricular activities by teachers
  - 4-Excellent
  - 3-Very good
  - 2-Good
  - 1-Average
  - 0-Discouraging
  
18. Institutional effort in inculcating knowledge of soft skill, life skills, and employability skills
  - 4-Above 90%
  - 3-70-89%
  - 2-50-69%
  - 1-30-49%
  - 0-Below 30%
  
19. Use of ICT tools like LCD, Projectors, Multimedia etc., in classes
  - 4-Above 90%
  - 3-70-89%
  - 2-50-69%
  - 1-30-49%
  - 0-Below 30%
  
20. Overall rating of quality of teaching and learning in the college
  - 4-Above 90%
  - 3-70-89%
  - 2-50-69%
  - 1-30-49%
  - 0-Below 30%

Note:-

Three observations/suggestions for the overall improvement of the teaching and learning quality you would like to suggest,

- a).
- b).
- c).

Questions Responses **491** Settings



**SREE SIDDAGANGA COLLEGE OF ARTS SCIENCE AND COMMERCE FOR WOMEN**  
B.H.Road, Tumkur-572101.  
[Affiliated to Tumkur University]

Accredited by NAAC with **B<sup>+</sup>** (3<sup>rd</sup> Cycle)

Section 1 of 2

## STUDENT SATISFACTION SURVEY-2020-21

The college is conducting student satisfaction survey to assess itself on Teaching-Learning and Evaluation quality. The college thinks it a better opportunity to give the best to the students on the basis of this survey. Students are requested to participate in the survey with fair opinion. The identity of the student will not be revealed.

Instruction to participants:-

1. Attempt all the questions
2. Responses should be
  - a. Honest

STUDENT SATISFACTION SURVEY-2020-21

Send

Questions Responses **491** Settings

491 responses

Accepting responses

Summary

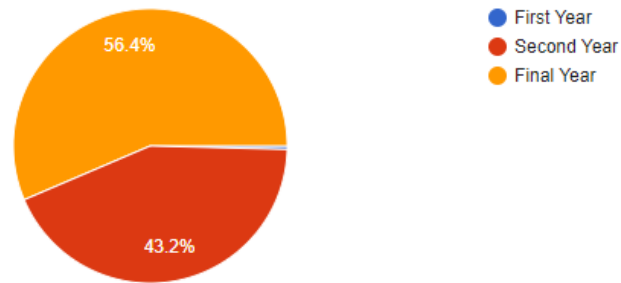
Question

Individual

### Select Year

 Copy

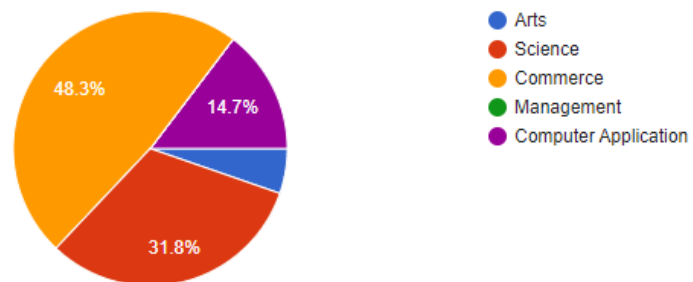
491 responses



### 1. The degree programme the student is pursuing in 2020-21

 Copy

491 responses

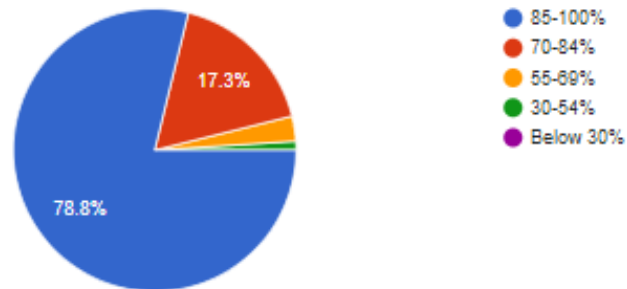


## STUDENT SATISFACTION SURVEY-2020-21

### 2. The Percentage of Syllabus covered

 Copy

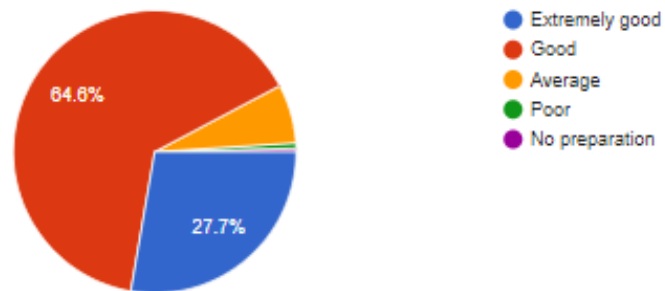
491 responses



### 3. Preparation to the class by your teacher

 Copy

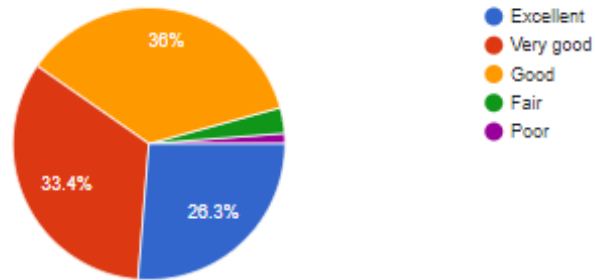
491 responses



#### 4. Communication quality of teachers

[Copy](#)

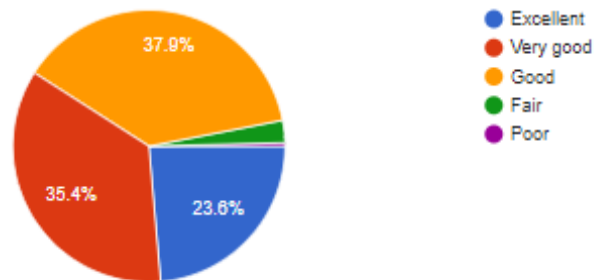
491 responses



#### 5. Teaching quality in the College


[Copy](#)

491 responses

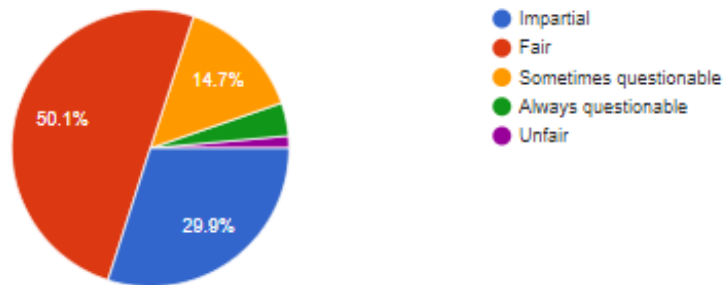




## 6. Internal evaluation process by the teachers

 Copy

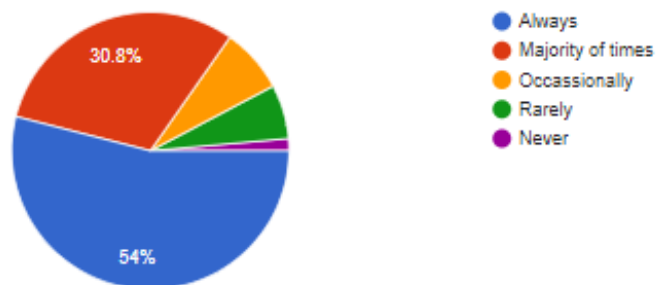
491 responses




## 7. Were the assignments evaluated and discussed for improvements

 Copy

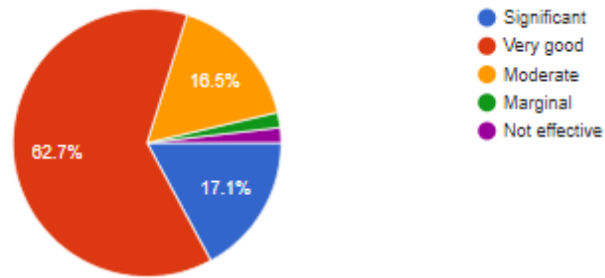
491 responses



### 8. Teaching and Mentoring process in the college for overall growth

 Copy

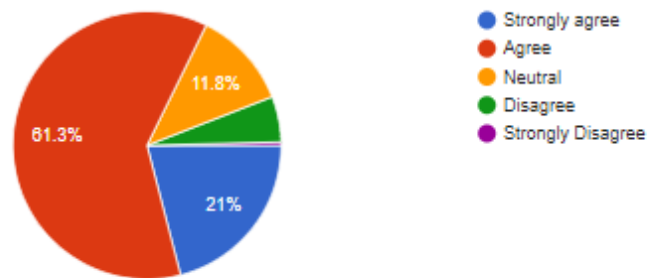
491 responses



### 9. College provide opportunities for multiple learning and growth

 Copy

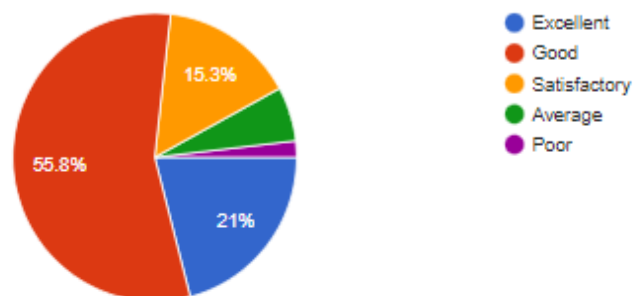
491 responses



## 10. Information about the course outcome and programme outcome

 Copy

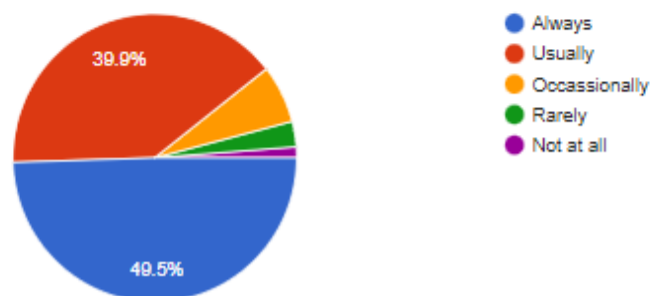
491 responses



## 11. Mentors necessary follow-up work with assigned task

 Copy

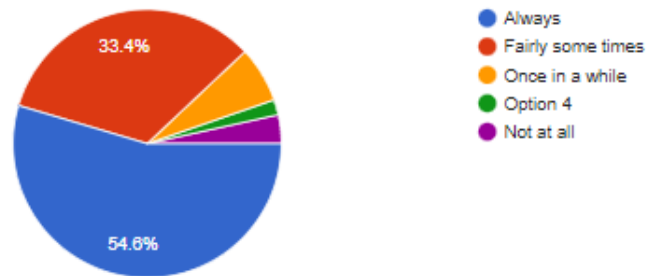
491 responses



### 12. Conceptual and Implicational teaching by teachers

 Copy

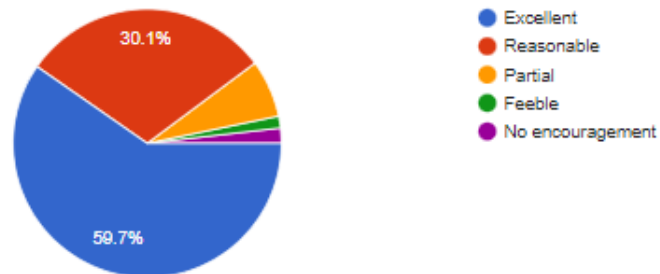
491 responses



### 13. Teachers encouragements towards Strength and Challenges

 Copy

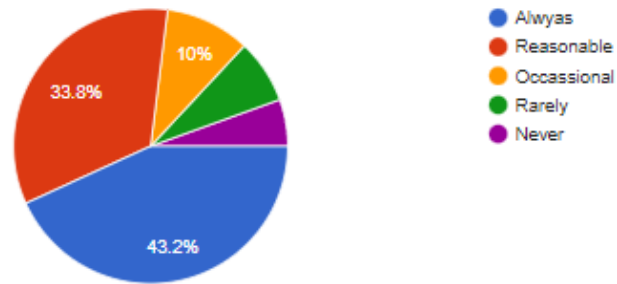
491 responses



#### 14. Identification of weakness and remedies suggested to overcome

 Copy

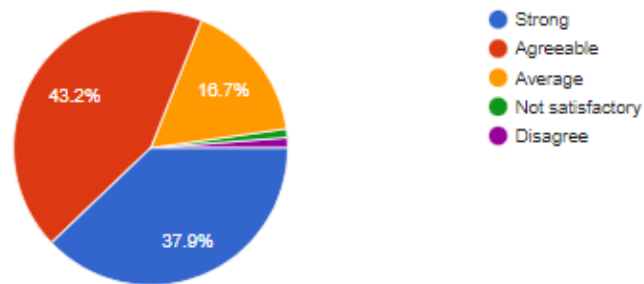
491 responses



#### 15. The institution effort to involve students in quality and evaluation of learning process

 Copy

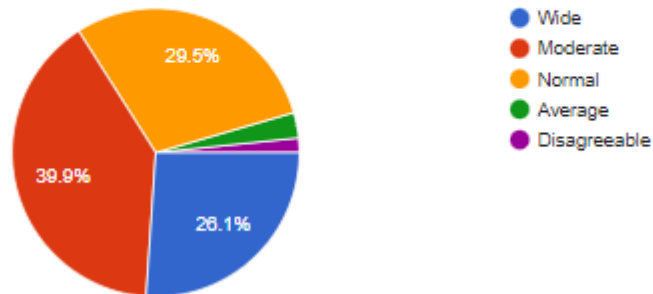
491 responses



16. Teaching quality of the institution is comprehensively student centric-experiential-participative and solution oriented

[Copy](#)

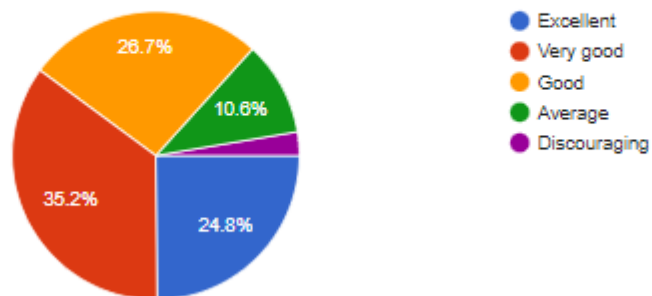
491 responses



17. Encouragement to extracurricular activities by teachers

[Copy](#)

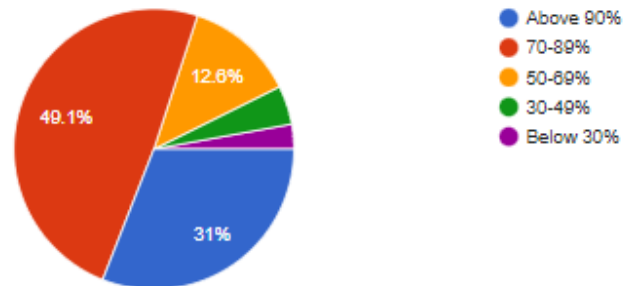
491 responses



18. Institutional effort in inculcating knowledge of soft skill, life skills, and employability skills

 Copy

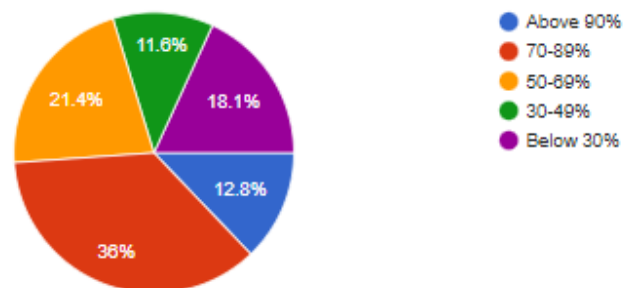
491 responses



19. Use of ICT tools like LCD, Projectors, Multimedia etc., in classes

 Copy

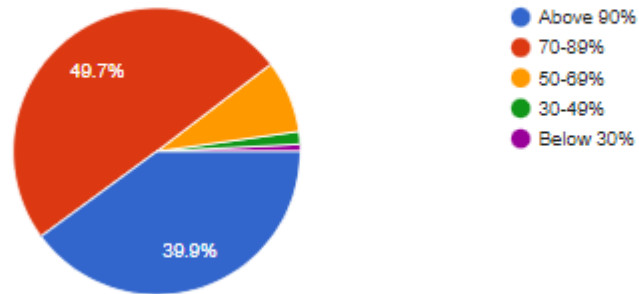
491 responses



## 20. Overall rating of quality of teaching and learning in the college

 Copy

491 responses



Three observations/suggestions for the overall improvement of the teaching and learning quality you would like to suggest,

168 responses

Overall good college  
Will recommend to others  
Not everyone but some faculties are very very rude

Teaching is very useful to our examination purpose and also lifestyle

No improvements needed

Please implement some programs to increase employment opportunities.

Teaching and quality is very very good in our college. All teachers support us they encourage us for extra skill based activities, they help us to learn new things and to gain More knowledge. Some teachers should



1	Email Address	Select Year	1. The degree programme the student is pursuing in 2020-21	2. The Percentage of Syllabus covered	3. Preparation to the class by your teacher	4. Communication quality of teachers	5. Teaching quality in the College	6. Internal evaluation process by the teachers	7. Were the assignments evaluated and discussed for improvements	8. Teaching and Mentoring process in the college for overall growth	9. College provide opportunities for multiple learning and growth	10. Information about the course outcome and programme outcome	11. Mentors necessarily follow-up work with assigned task	12. Conceptual and Implication teaching by teachers	13. Teachers encouragement towards Strength and Challenges	14. Identification of weakness and remedies suggested to overcome	15. The institution effort to involve students in quality and evaluation of learning process	16. Teaching quality of the institution is comprehensive student centric-experiential-participative and solution oriented	17. Encouragement to extracurricular activities by teachers	18. Institutional effort in inculcating knowledge of soft skills, life skills, and employability skills	19. Use of ICT tools like LCD, Projector, Multimedia etc., in the class
2	chithrachathra369@gmail.com	Second Year	Science	85-100%	Good	Good	Good	Fair	Always	Very good	Agree	Good	Usually	Always	Reasonable	Allyas	Agreeable	Normal	Good	70-89%	50-69%
3	jamrutha59@gmail.com	Final Year	Science	85-100%	Good	Good	Good	Fair	Majority of times	Significant	Disagree	Average	Always	Always	Excellent	Occasional	Agreeable	Normal	Good	30-49%	30-49%
4	navyaks1231@gmail.com	Final Year	Science	85-100%	Good	Very good	Very good	Fair	Always	Very good	Agree	Good	Always	Always	Excellent	Allyas	Strong	Wide	Good	70-89%	70-89%
5	ssushmitahaj77@gmail.com	Second Year	Science	85-100%	Good	Very good	Very good	Impartial	Always	Moderate	Agree	Good	Usually	Always	Excellent	Rarely	Agreeable	Wide	Very good	70-89%	30-49%

6	tanziyabanu958@gmail.com	Final Year	Science	85-100%	Good	Excellent	Good	Fair	Majority of times	Very good	Agree	Good	Usually	Always	Excellent	Allyas	Agreeable	Moderate	Very good	50-69%	50-69%
7	gowdabhoomika97@gmail.com	First Year	Science	85-100%	Good	Good	Good	Sometimes questionable	Occasionally	Moderate	Agree	Good	Usually	Once in a while	Partial	Occasional	Average	Normal	Average	70-89%	50-69%
8	hariniharudn@gmail.com	Final Year	Science	85-100%	Average	Good	Good	Sometimes questionable	Occasionally	Moderate	Agree	Good	Usually	Once in a while	Partial	Occasional	Average	Normal	Average	50-69%	50-69%
9	Fizakhanum210200@gmail.com	Final Year	Science	85-100%	Good	Good	Good	Sometimes questionable	Occasionally	Moderate	Agree	Good	Usually	Once in a while	Partial	Occasional	Average	Normal	Average	50-69%	50-69%
10	roohina771@gmail.com	Final Year	Science	85-100%	Extremely good	Excellent	Excellent	Impartial	Always	Very good	Agree	Excellent	Always	Always	Excellent	Allyas	Strong	Wide	Excellent	Above 90%	70-89%
11	meghanaarivlu@gmail.com	Second Year	Science	85-100%	Average	Good	Good	Sometimes questionable	Occasionally	Moderate	Neutral	Average	Occasionally	Once in a while	Reasonable	Reasonable	Average	Normal	Average	50-69%	30-49%
12	k1438327@gmail.com	Second Year	Science	85-100%	Average	Good	Good	Sometimes questionable	Occasionally	Moderate	Neutral	Average	Occasionally	Once in a while	Reasonable	Reasonable	Average	Normal	Average	50-69%	30-49%

A	B	C	D	E	F	G	H	I	J	K	L	M	N	O	P	Q	R	S	T	U	
13	meghasomshekar19@gmail.com	Final Year	Science	85-100%	Good	Good	Good	Fair	Rarely	Not effective	Neutral	Average	Occasionally	Fairly some times	Excellent	Reasonable	Agreeable	Normal	Average	50-69%	Below 30%
14	9844102147r@gmail.com	Final Year	Science	85-100%	Good	Very good	Very good	Fair	Majority of times	Very good	Agree	Good	Usually	Fairly some times	Partial	Occasional	Average	Moderate	Good	50-69%	Below 30%
15	tmanasa222333@gmail.com	Final Year	Science	85-100%	Good	Very good	Very good	Sometimes questionable	Rarely	Very good	Strongly agree	Satisfactory	Usually	Fairly some times	Excellent	Occasional	Agreeable	Wide	Excellent	70-89%	70-89%
16	shashirekha2807@gmail.com	Final Year	Science	85-100%	Good	Good	Very good	Fair	Majority of times	Moderate	Agree	Good	Always	Fairly some times	Reasonable	Rarely	Agreeable	Moderate	Very good	50-69%	70-89%
17	fnusrathathima2002@gmail.com	Final Year	Science	55-69%	Good	Very good	Good	Sometimes questionable	Rarely	Very good	Agree	Good	Usually	Always	Reasonable	Allyas	Agreeable	Normal	Average	70-89%	Below 30%
18	divyakavya450@gmail.com	Second Year	Science	55-69%	Poor	Poor	Fair	Impartial	Occasionally	Marginal	Disagree	Poor	Rarely	Option 4	Partial	Never	Strong	Average	Average	70-89%	Below 30%
19	harshiharshu3022@gmail.com	Final Year	Commerce	85-100%	Extremely good	Excellent	Excellent	Impartial	Always	Significant	Strongly agree	Excellent	Always	Always	Excellent	Allyas	Strong	Wide	Excellent	Above 90%	Above 90%
20	chamugowda01@gmail.com	Final Year	Science	85-100%	Good	Good	Good	Fair	Majority of times	Very good	Neutral	Average	Always	Fairly some times	Partial	Rarely	Not satisfactory	Moderate	Average	30-49%	Below 30%

